

// DISPENSING TOOLS & INSTRUMENTS  
FROM ZEISS



**Simplicity with ZEISS Essential Line**  
Product Catalogue 2014/2015



We make it visible.

# Advancement through Simplicity

Technological innovations move at rapid speed. Devices of daily use are getting more complex every day and often time consuming to understand and handle. Therefore, we at ZEISS manage both, staying ahead of today's technology while designing instruments and solutions focused on simplifying the foundations of your daily routine.


Staying up-to-date as a modern eye care professional is a critical aspect of the ophthalmic business. Opening the door to innovative technology means opening the door to a simplified workflow and satisfied patients.

From **A**namnesis to finished **Z**EISS lenses, our routine diagnostic and dispensing instruments are designed to allow you to spend more time on what matters most – your patient – and to aid you in prescribing the best vision solution.

We will provide you with instruments that are tailored to your needs in a modern practice. To accomplish this, the ZEISS developers trust in decades of experience and innovations – and so can you.

The combination of experience and customer focus results in a choice of highly technological instruments which are focused on providing you with reliable tools to support the tasks that are essential to your daily business. Simplify your day-to-day life with ZEISS routine diagnostics and dispensing instruments to advance your business.

## Innovation history of visual acuity testing at ZEISS



## // 1 Exam & Refraction



**ZEISS VISUREF 100**  
*Autorefractor/Keratometer*



**ZEISS VISULENS 500**  
*Lensmeter*



**ZEISS VISUSCREEN 100**  
*Visual Acuity Chart*



**ZEISS VISUPLAN 500**  
*Non-contact Tonometer*

### The line-up

ZEISS offers instruments for exam and refraction, designed to support your patient consultation from the very first moment. The VISULENS® 500 from ZEISS lets you determine your patient's actual lens prescription right at the first contact. This information will speed up the following objective and subjective refraction. With the VISUREF® 100 autorefractor/keratometer from ZEISS and the VISUSCREEN® 100 visual acuity chart from ZEISS you are able to determine the best prescription for your patient's vision. Simultaneously, you offer additional security by examining your patient's intraocular pressure with the VISUPLAN® 500 non-contact tonometer from ZEISS.

## // 2 Lens Fitting and Consultation



**ZEISS i.Terminal mobile**  
*Mobile Centration System (for iPad)*

Staying ahead in patient satisfaction is key to the consultation process. With the i.Terminal® mobile by ZEISS, a digital centration system for the iPad you can easily ensure proper lens fitting to increase your customer satisfaction. Reduce complaints about fitting errors and ultimately provide better vision for your patients while enjoying the advantage of ZEISS precision instrumental lens solution in combination with easy handling.

**Find out how ZEISS instruments can simplify your daily routine on the next pages.**

# The VISULENS 500 from ZEISS

## Make your day-to-day work easier

The ZEISS VISULENS 500 is a straightforward, easy-to-use automated lensmeter designed to speed up your workflow.

The instrument helps you to spend more time on customer and patient consultation or simply to increase your throughput. It will support you by checking correct lens centration in order to avoid complaints.

**Make your life easier with high functionality right from the start of your consultation.**

The ZEISS VISULENS 500 allows you to precisely determine the power of the entire set of different lens materials and designs without the need to adjust the Abbe number. In addition, ZEISS VISULENS 500 features an advanced UV transmission measurement system.

**The result: increased confidence for your patient and more upselling support for you.**



All key data can be printed for immediate usage.

Optional contact lens adapter with precise XY positioning



Measures UV transmission simultaneously at four different wavelengths





Colored display for easy readability and intuitive handling.

Green LED for precise measurement without adjusting the Abbe number



Quick determination of the power of any lens design and material



Enhanced UV transmission measurement mode to provide your customers with confidence in higher quality lenses

### 6 different operating modes are available

- Standard mode for single vision, multifocal and prism lenses
- Tinted lens mode
- Progressive lens mode
- Soft contact lens mode
- Hard contact lens mode
- UV transmission mode

Measurement wavelength 546 nm (e line)

Tabellengliederung:  
Technical data  
und Physical data

#### Measuring range

Sphere power	-25 D to +25 D
Cylinder power	0 D to ±10.00 D
Cylinder axis	0° to 180°
Addition value	0 D to +10 D
Prism value	0 Δ to 10 Δ
Pupil distance	0 mm to 81.8 mm

#### Measurement display

Diopters	0.01 / 0.125 / 0.25 D
Cylinder	Mix, +, -
Cylinder axis	1°
Prisms	0.01 / 0.125 / 0.25 Δ Cartesian / polar / decentering
Display	Tilttable 320 x 240 color TFT-LCD
Data interface	RS232
Power supply	100 V to 240 V~, 50/60 Hz, 40 VA
Dimensions (W x H x D)	210 x 417 x 270 mm
Weight	6 kg

#### UV transmission measurement

Wavelength	365 nm, 375 nm, 395 nm, 405 nm
------------	--------------------------------

# The VISUPLAN 500 from ZEISS

Simple and convenient intraocular pressure measurement as part of a holistic eye care provision

The ZEISS VISUPLAN 500 is a non-contact tonometer to provide professional glaucoma care.

ZEISS VISUPLAN 500 enables you to provide easy glaucoma screening simply via a soft air puff – without contact and anesthesia of the eye.

## Easy handling

ZEISS VISUPLAN 500 is intuitive to handle with an automatic measuring process that is easily controlled via touchscreen.

A test air puff prepares your patient for the subsequent examination.

## Fast and reliable examination

A stable headrest and LED fixation allow for a fast and reliable examination of your patient's intraocular pressure. The automatic positioning and measurement make sure your measurement results are repeatable and comparable. The results are directly displayed on the screen.


### Automatic positioning and measurement

Thanks to the auto-tracking of the probe, it is very easy to find the right position and initiate the measurement



### Soft puff of air for more comfort

The ZEISS VISUPLAN 500 makes the measurement of intraocular pressure gentler and more comfortable for your patients. The non-contact measurement uses one or more puffs of air. Patients at risk of glaucoma can be quickly and reliably identified




### Stable headrest and reliable LED fixation

The headrest easily moves, allowing for simple positioning of the patient.

The integrated LEDs help patients intuitively fixate, enabling a fast and reliable measurement. Move the headrest to measure the second eye



*Intuitive user interface to control the patient's position*



*Featuring measurement histogram to monitor the overall distribution*



### The key benefits for you

- You identify patients at risk quickly and reliably
- You receive accurate measuring results regardless of the user
- Your staff can take the measurement

Tabellengliederung:  
Technical data  
und Physical data

### Specifications

Dimensions (W x H x D)	270 x 501 x 359 mm
Weight	10.9 kg
Power frequency	50/60 Hz
Power consumption	60-85 VA
Voltage	100-240 V
Protection class	1
Instrument type	B (DIN EN 60601-1)
Measuring range	7 to 60 mmHg
Monitor	5.7" LCD TFT
Printer	Thermal Printer
Printer paper	Thermal paper (width: 57 mm, roll diameter: 50 mm)

# The VISUREF 100 from ZEISS

Premium vision starts with premium diagnostics

The ZEISS VISUREF 100 is a 2-in-1 diagnostic instrument, including auto-refractometer and keratometer.

It provides accurate and reliable data for your daily practice routines. Intuitive handling features let you conduct the most important measurements with one device, including pupil and iris diameter evaluations. Refraction measurements of patients with implanted IOLs are also possible. Additionally, the automatic fogging incorporates an infinity scene to reduce the effects of accommodation.

## A valuable addition to your practice

When taking care of patients, every minute is valuable. There is no time for dealing with complex systems. Still, you need diagnostic data that is reliable and accurate, no matter what. Especially for the very first step in vision care: the refraction/keratometric evaluation.

**The ZEISS VISUREF 100. Adding more precision and reliability to your vision care – right from the start.**



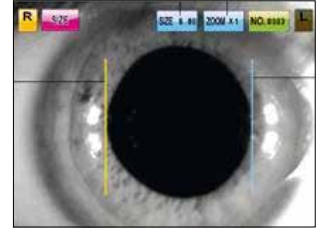
The motorized chinrest lets you quickly and comfortably position the patient







Fast and reliable determination of cornea size



Quick and easy determination of pupil size

Tilttable 6.4 inch TFT display to show diagnostic information



Serial interface to export/transfer data to EMR/PMS or digital phoropter



Quick release brake to disable XY movement of the instrument base and printout

#### 4 different operation modes

- Refraction and keratometry combined (RK)
- Refraction (REF)
- Keratometry (KER)
- Contact lens base curve (CLBC)

Tabellengliederung:  
Technical data  
und Physical data

#### Refraction

Sphere (SPH)	-25 D to + 22 D in 0.12/0.25 D increments
Cylinder (CYL)	0 D to $\pm$ 10 D in 0.12/0.25 D increments
Axis (AX)	0° to 180° in 1° increments
Vertex distance (VD)	0.0, 10.0, 12.0, 13.5, 15.0 mm
Pupil distance (PD)	10 - 85 mm
Min. pupil diameter	2 mm

#### Keratometry

Corneal curvature	5.0 - 10.2 mm in 0.01 mm increments
Corneal refraction	33 D to 67.5 D in 0.12/0.25 D increments
Corneal astigmatism	0 D to -15 D in 0.12/0.25 D increments
Axis	0° to 180° in 1° increments
Corneal diameter	2.0 - 12.0 mm in 0.1 mm increments
Chinrest movement	65 mm, motorized
Printer	Thermal, integrated
Connectivity	1 x RS232, 1 x USB, 1 x ext. video
Power supply	AC 100V - 240 V, 50/60 Hz
Dimensions (W xH x D), weight	275 x 450 x 525 mm, 18 kg

# The VISUSCREEN 100 from ZEISS

## Trust in 50 years of experience and innovation in visual acuity testing

The ZEISS VISUSCREEN 100 is an all-round visual acuity LCD chart with red/green separation.

ZEISS VISUSCREEN 100 comes with a variety of vision tests to perform monocular and binocular testing with different test charts as well as special tests for children. While it is one of the most complete visual acuity charts in the market, it is still very easy and intuitive to use.

### **Optimize your eyeglass examination with individual workflows for test chart sequence**

Personal workflows allow the compilation of different test chart sequences based on preferences. ZEISS VISUSCREEN 100 can be easily combined and upgraded with VISUPHOR® 500 from ZEISS, a digital phoropter, therefore streamlining the workflow in the examination room and creating a professional impression for your patient.

### **Different control options for the best fit to your business**

ZEISS VISUSCREEN 100 can be operated via IR or an intuitive iPad application for a fast and easy switching of test charts.

### **Provide your patient with the best possible visual acuity by using modern and precise ZEISS testing technology**

The VISUSCREEN 100 even fits into small exam rooms with a distance of 1 m in indirect use, and the size of optotypes adjusts automatically to the distance.



IR control



iPad

Choose between two different input device options.






Letters to determine visual acuity



Kolt optotypes to determine visual acuity



Dot test for astigmatism testing



Schober test to determine heterophorias

The ZEISS VISUSCREEN 100 is designed to function harmoniously with the ZEISS VISUPHOR 500 automatic phoropter for easy and fast refraction



Flat screen design with premium glass front panel prevents steps or shadows



ZEISS VISUSCREEN comes with more than 20 tests for monocular & binocular vision testing and the full MKH series. Create and edit individual workflows with a touch of your finger.



ZEISS VISUPHOR 500: The ergonomic software is optimized for workflow efficiency. Fully integrated GUI allows operation of both devices (as a subjective refraction unit) from one application.

#### Technical data

Protection class	I
Test area size (W x H)	299,5 x 223,5 mm
Testing distance	1 m ... 8 m
Anaglyph process with ZEISS VISUSCREEN 100	Image for right eye: red filter Image for left eye: green filter

#### Physical data

Dimensions (W x H x D)	594 x 594 x 110 mm
Weight incl. wall mounting bracket	15.5 kg
IR remote control unit	3 V, < 100 µA
Line voltage	100 V AC...240 V AC, ±10 %
Frequency	50 Hz...60 Hz
Power consumption	50 VA

# i.Terminal mobile by ZEISS

Start with digital centration – it's in your hands

Mobile centration is the new way to capture your patient's individual parameters with ZEISS high precision technology. Over 20 years of experience in centration systems are now available in its most convenient form yet, allowing for highest flexibility in the practice. The ZEISS i.Terminal mobile centration system for iPad gathers and calculates basic fitting parameters in a few seconds.

The application is designed to guarantee user-friendly control through intuitive handling to allow easy capturing of centration pictures. To further increase usability, the ZEISS i.Terminal mobile needs no bulky accessory to the tablet, such as additional cameras or flashes.

## Streamlined consultation is now combined in one solution

Your patient data is safely stored on a networking server of the portable i.Com mobile data management system by ZEISS in which the centration system is embedded. This allows for reliable procedures and easy data access from multiple iPads.

Simple and fast usage through face recognition



Smaller and lighter than a pupillometer



ZEISS i.Terminal mobile comes as part of ZEISS i.Com mobile, including the ZEISS i.Com server for storage of patient data and interfaces to common PMS.



Including 2 calibration clips

No additional equipment necessary

Unlimited installations for multiple simultaneous centrations



ZEISS i.Terminal mobile takes up to 4 pictures in a row for best image quality.



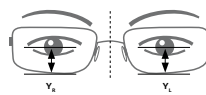
Easy adjustment of fitting parameters by a fingertip on the iPad.



All fitting, lens and frame data at a glance.



The captured data is immediately transferred to ZEISS i.Com mobile for further data processing to common PMS and lens ordering.



Fitting height, segment height



Interpupillary distance

### In 60 seconds, capture all necessary measuring parameters with i.Terminal mobile via iPad

- Monocular pupillary distance (mono PD)
- Fitting height, segment height
- Pantoscopic angle (PA)
- Head tilt
- Frame data (A, B, DBL)

#### Technical data

Patient distance from device	30 to 50 cm
Acquisition method	i.Sight camera of iPad, no additional hardware needed
Hardware	Compatible with Apple iPad generation 3 or higher
Operating system	Apple iOS 7
Connectivity	Full integration with i.Com mobile; WiFi necessary.

## // ZEISS Simplicity

# Enter the 21<sup>st</sup> century of care

## Simplification through advancement

ZEISS brings advanced technology into people's lives on a daily basis. Technology that makes lives easier, in order to add the real benefit of simplification through advancement.

ZEISS Simplicity is defined through the essentials that are needed in a practice, providing everyday instruments which are designed to speed up your processes, increase your flexibility and offer additional value in the eye of your patients.

In combination, these instruments and services are your entry into the ZEISS world of technology, drawn from decades of innovation and leadership.

**ZEISS service agreements\*** encompass the full range of support offerings to ensure optimal device uptime and workflow convenience. Features like a local service hotline, quick response or preventive maintenance ensure that you can always focus on what you do best: caring for your patients.

### **Using synergies for the advantage of our customers.**

Many of the products in this catalogue have been produced in cooperation with Carl Zeiss Meditec, combining each company's technological and economic insights in order to offer the best solution for our patients.

Please visit the website for further information on the full medical portfolio at <http://meditec.zeiss.com/>

### **Find out how ZEISS instruments and services can simplify your daily routine and leverage your business.**

For more information and a customized offer contact your ZEISS Business Development Representative or visit the instruments and services website for eye care professionals: [www.zeiss.com/dti](http://www.zeiss.com/dti)

*\* Ciuntur? Qui offici as et volut facearum etur, si qui optur aut molum aut doluptaturia essi volecte turionet ressinctae dolumen ditibus ciasim que officim et ad mint alite dolectatem simus*

# The moment you see something you couldn't before. **This is the moment we work for.**

**How will doctors treat their patients in the future? What role will photos and videos play in the communications of tomorrow? Just how far can the miniaturization of semiconductor structures go? These and many other questions are what constantly propel ZEISS to new heights of excellence.**

As a pioneer of innovative technology and one of the global leaders in the fields of optics and opto-electronics, ZEISS has always challenged the limits of human imagination.

With its trend-setting products and solutions for use in medicine, ZEISS sets the pace around the globe. Both doctors and patients benefit from these leading-edge technologies. One outstanding example is the INTRABEAM radiotherapy system which offers breast cancer patients considerably gentler and shorter treatment.

Razor-sharp images in The Lord of the Rings, the most successful movie trilogy of all time, or the crystal-clear image enjoyed by nature watchers through their binoculars or spotting scope – ZEISS reveals fascinating details every time.

In the area of semiconductor manufacturing technology ZEISS is constantly advancing into even tinier dimensions. Solutions from ZEISS come into play in over half of all modern microchips produced worldwide. Wherever high precision is a must, measuring systems and software solutions from ZEISS ensure maximum standards of quality: airplanes become safer, cars faster and wind turbines – the future of power supply – more efficient.

Around the globe, two people per second decide to purchase eyeglass lenses from ZEISS. With its focus firmly on the future, the business group Vision Care by ZEISS develops innovative lenses – like the revolutionary MyoVision lens which is the first-of-its-kind single vision lens design in the world.

This passion for perfection is the driving force behind all the company's business groups. With this goal always in sight, ZEISS creates customer benefits and inspires the world to see things that were invisible before.





**Get more information**

Visit us at [www.zeiss.com/dti](http://www.zeiss.com/dti)

**Carl Zeiss Vision GmbH**

Turnstrasse 27  
73430 Aalen  
Germany

Phone: +49 (0) 7361 598 5000  
Telefax: +49 (0) 7361 591 480

Email: [info-de@vision.zeiss.com](mailto:info-de@vision.zeiss.com)  
[www.zeiss.de/vision](http://www.zeiss.de/vision)

Has to be adapted locally