

# VAST XXT - the Zeiss scanning solution for RDS



- Complete scanning ability on RDS
- Reliable and easy integration
- Affordable and accurate




We make it visible.

# VAST XXT.

## Scanning with an articulating probe holder

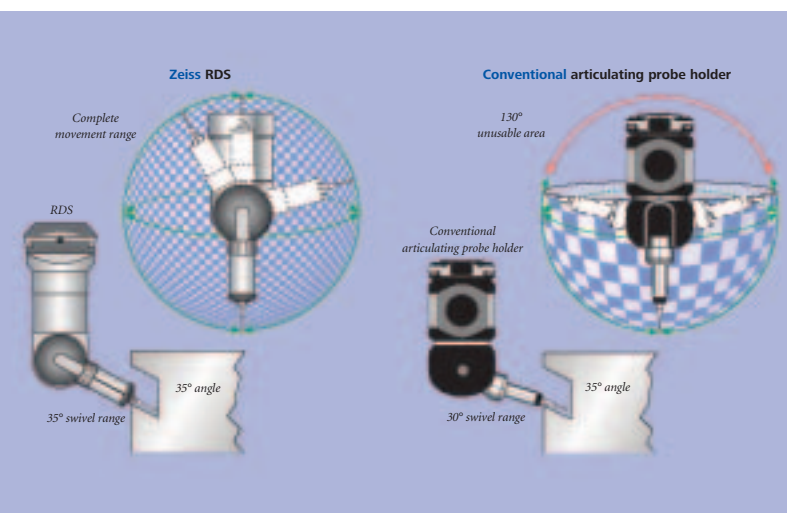
Our active scanning VAST sensors have become firmly established in metrology for applications requiring maximum accuracy with large stylus configurations. Next to these applications, however, there are a large number of areas where users welcome the flexibility offered by an articulating probe holder, if workpiece tolerances permit.



The VAST XXT passive sensor enables scanning with an RDS articulating probe holder with high accuracy and small dimensions. It supplements the VAST sensor line for applications in which the flexibility of an articulating probe holder is needed.

As a replacement for trigger sensors, VAST XXT offers better measurement reliability and accuracy. It also adds scanning functionality to the measurement spectrum, thus providing more information on the shape of features.

The 20,376 positions that the RDS articulating probe holder allows in 2.5° increments, guarantee optimal accessibility of the feature.



	Optional on RDS					
	Scanning VAST XXT	Single points			Optical	
		RST-P	TP6	TP20	ViScan	DTS
Single point	•	•	•	•	•	•
Passive scanning	•	•	•	•	•	•
Optical	•	•	•	•	•	•
Articulating	•	•	•	•	•	•

*Stylus rack (top) and  
measurement with lateral  
stylus on VAST XXT  
(bottom)*

### Your one-stop provider


The development and integration of all relevant components at Carl Zeiss ensure maximum performance for the entire system.

- Sensors from Carl Zeiss
- Software from Carl Zeiss
- Calibration algorithms from Carl Zeiss
- Optimal integration
- Outstanding scanning software

The MCC 800 controller allows the use of VAST XXT on new coordinate measuring machines, as well as those that could previously only use touch-trigger probes. A synchronization procedure (patent pending) reliably allocates the machine coordinates without interruption. This significantly increases the stability of the system compared to standard analog signal transmission.

### Highlights

- Only 2 thermally stable stylus modules
  - Fewer components
  - Reduced influence of errors
  - Less calibration
  - Fewer stylus changes
  - More productive measurement procedures
- Stylus lengths up to 250 mm
- 25 mm diameter adapter plate for maximum reproducibility
- Large deflection range: +/- 3 mm for highest possible collision protection
- Scanning sensor with automatic recognition of new stylus module
- Minimum influence of deflection in articulating mode
- Digital signal transmission for maximum operational reliability
- Lateral stylus can be used
- Automatic stylus change
- Sensor change on RDS (ViScan, RST...)
- Minimum measuring forces for a wide spectrum of work pieces



**Carl Zeiss**  
**Industrielle Messtechnik GmbH**  
73446 Oberkochen  
Germany  
Tel.: ++49 (01803) 336 336  
Email: [imt@zeiss.de](mailto:imt@zeiss.de)  
Internet: <http://www.zeiss.de/imt>

For advice, please contact: